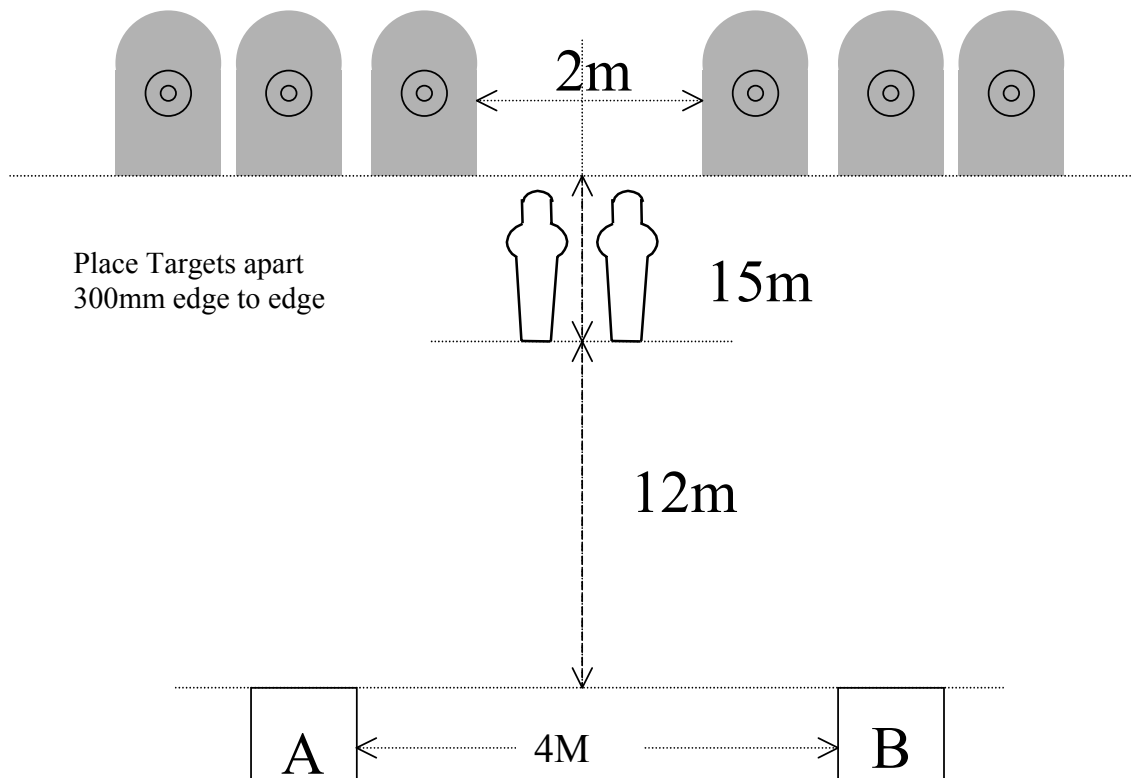


ICORE Australian 2005 Postal Shoot Stage 1 - Steel Is Last.



Place Targets apart
300mm edge to edge

15m

12m

4M

Start Position: Standing in Box A, facing downrange, hands relaxed by sides.

Procedure:

At start signal from Box A engage Targets T1, T2 & T3 in that order with 2 min shots each target, reload & engage P1, move to Box B reloading between Boxes A & B, then from Box B engage T4, T5 & T6 with 2 shots min, reload and engage P2.

Scoring: Shots Unlimited.

Targets: 6 NRA D-1 Paper & 2 large IPSC Poppers.

Rounds: 14 Min

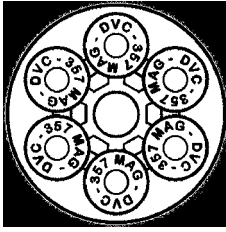
Start: Audible.

Stop: P2.

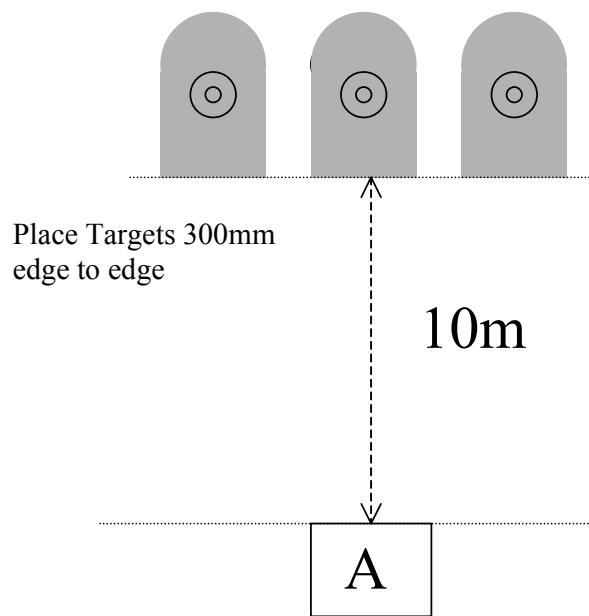
Penalties: Per ICORE rule book.

Stage Setup: Place targets as per dimensions, set paper target at standard height with top of the target at 1.65m from ground.

Shooting boxes are approximately 1m x 1m.



ICORE Australian 2005 Postal Shoot Stage 2 – Different Hands



Start Position: Standing in Box A, facing down range, hands relaxed by sides.

Procedure:

At start signal standing in Box A engage Targets T1, T2 & T3 in that order with 2 shots each target freestyle, reload & engage T1, T2 & T3 with 2 shots each target with Strong hand only, reload & engage T1, T2 & T3 with 2 shots each target with weak hand only.

Scoring: Shots Limited.

Targets: 3 NRA D-1 Paper

Rounds: 18 max.

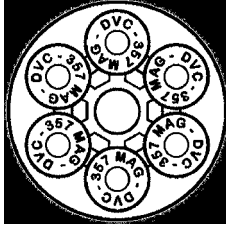
Start: Audible.

Stop: Last Target.

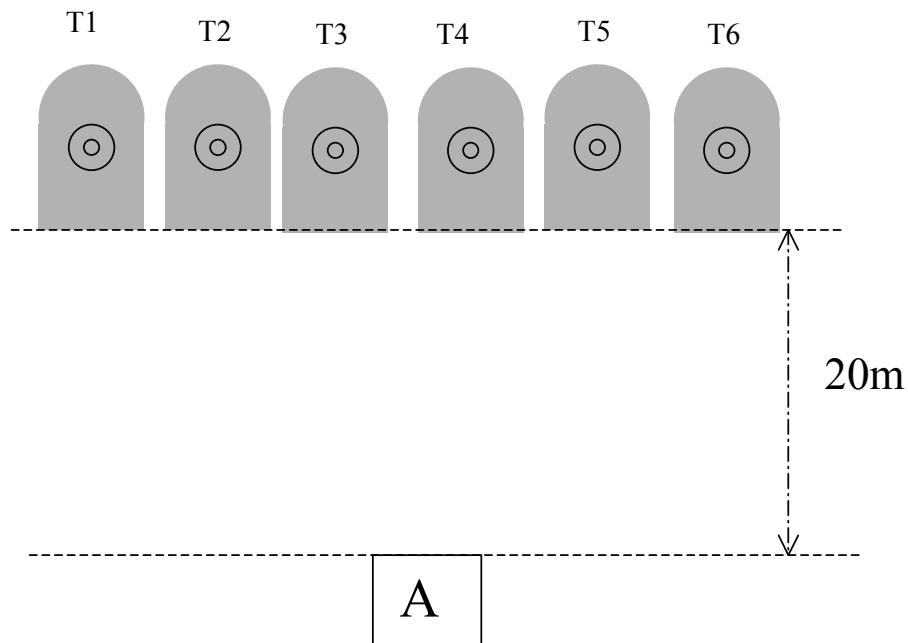
Penalties: Per ICORE rule book.

Stage Setup: Place targets as per dimensions, set paper target at standard height with top of the target at 1.65m from ground.

Shooting boxes are approximately 1m x 1m.



ICORE Australian 2005 Postal Shoot Stage 3 - All In a Line



Start Position: Standing in Box A, facing down range, hands relaxed by sides.

Procedure:

At start signal standing in Box A engage Targets T1, T2 & T3, T4, T5 & T6 with 3 shots each target **in that order, Note: there is compulsory reload between T3 & T4.**

Scoring: Shots Unlimited – X 's Count – deduct 1 sec for each X shot.

Targets: 6 NRA D-1 Paper

Rounds: 18.

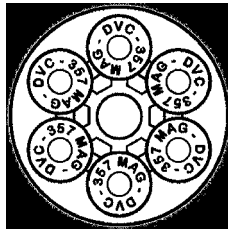
Start: Audible.

Stop: Last Target.

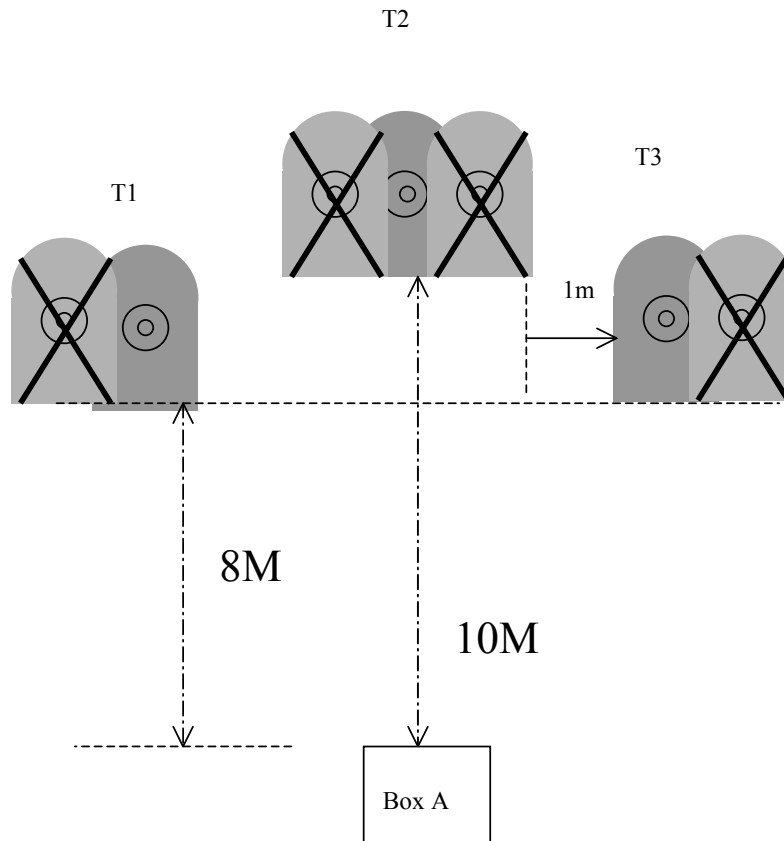
Penalties: Per ICORE rule book.

Stage Setup: Place targets as per dimensions, set paper target at standard height with top of the target at 1.65m from ground. Targets 300mm edge to edge.

Shooting boxes are approximately 1m x 1m.



ICORE Australian 2005 Postal Shoot Stage 4 - Steady as it Goes



Start Position: Standing Box A Hands by sides.

Procedure:

At start signal Engage Targets T1, T2 & T3, in that order with 1 shot each target, reload and engage Targets T1, T2 & T3 with 2 shots each, reload and engage Targets T1, T2 & T3 with 3 shots each.

Scoring: Shots Limited –

Targets: 3 NRA D-1 Paper

Rounds: 18 max.

Start: Audible.

Stop: Last Target.

Penalties: Per ICORE rule book.

Stage Setup: Place targets as per dimensions, set paper target at standard height with top of the target at 1.65m from ground. Set T1 & T3 approx 1m from the Penalty targets next to T2. Penalty Targets to be set against edge of B ring.

Shooting boxes are approximately 1m x 1m.